




YUMA VISITORS BUREAU



PRESENTS THE 14TH ANNUAL DOROTHY YOUNG MEMORIAL ELECTRIC LIGHT PARADE

2016 PARADE THEME: "A Wild West Christmas"




Saturday, December 10, 2016 @ 6:00pm
Entry Fee: \$40.00

Submit Application and Entry Fee by mail to:
Yuma Visitors Bureau, 180 W. 1st Street, Suite D, Yuma, AZ 85364
or via email to: kelly@visityuma.com

Application and Entry Fee must be received no later than December 2, 2016 @ 5:00pm
**note that applications will not be approved and entered in the parade line-up until Entry Fee is received*

Santa will be arriving in his own "sleigh."
Please do not include a Santa any of his "helpers" on your float.



Please Print or Type Application

Name/Organization: _____

Contact Name: _____

Contact Email: _____

Street Address: _____

City: _____ **State:** _____ **Zip Code:** _____

Day Phone: _____ **Evening Phone:** _____

Entry Type (check the one that best fits your entry):

- Float/Vehicle* *Walking* *Animal* *Marching Band*

Do you want your entry judged? *Yes* *No*





Announcer's Commentary Form

The following information will be used to identify and describe your entry for spectators and television.

Company/Organization/Family/Individual: _____

Date Company/Organization Formed: _____

Contact Name: _____

Contact Phone Number: _____

Contact Email Address: _____

How do you want your entry identified to the crowd and on television? In five words or less.

Please give a short description and history of your organization and its purpose.

Please provide a detailed description of your entry.

Any other interesting things you think we should know about your entry?



Please keep this page for your reference

GENERAL RULES

1. **Santa will be arriving to the parade in his own “sleigh.” Please do not include Santa or any of his helpers on your float or among your marchers.**
2. No alcoholic beverages or illegal substances of any kind will be allowed in the staging area or on the float or parade unit. The consumption of any alcoholic beverage is prohibited and all unit drivers are subject to Driving Under the Influence (DUI) and public consumption laws.
3. Absolutely **NO throwing** or giving away of candy, gifts, or other materials to the crowd from any participant in the parade.
4. Failure by any participant to obey any police officer or parade official will be cause for entry removal from the parade.
5. No group or individual may sell items, including any food or beverage, along the parade route.

COSTUMED ENTRIES

1. All costumed groups must have some type of lighting in order to enter the parade.
2. All costumes must be made of non-flammable material.
3. Only U.L. approved wiring, lights and batteries may be used. For optimum lighting, it is suggested that lights be placed one to two inches apart. (Light reflectors are suggested for better illumination)
4. For safety reasons, only lights powered by dry cell batteries may be used for individual costumes.
5. All wires, batteries and battery packs should be concealed within the costume when possible.
6. The size of the costume should be constructed so that the individual can safely control it and can easily walk the two-mile parade route. It is advised that you limit the weight of your costume to 30 lbs., including battery power packs
7. In order to keep the parade moving smoothly, entries will NOT be permitted to stop or perform reverse marches on the parade route. These activities cause gaps in the parade. (Performance opportunities are available before & after the parade. Call 928.376.0100 for more information.)
8. Chaperone ratio: There must be at least one adult for every 30 children.
 - a. All chaperones are required to dress in the unit uniform or costume.
 - b. Only children 8 years of age or older will be allowed to march in the parade.
 - c. Costumes that cover the head are required to have a breathing/communication hole.

FLOAT ENTRIES

1. A minimum of 60% of each float's visibility area will be required to be covered with electric lights: We suggest at least 2" apart.
2. Floats must not exceed 13 feet in height, 8 feet in width, and 45 total feet in length.
3. All parts of a float exceeding 13 feet in height must be able to be lowered a quick and efficient manner.
4. All float materials must be flame retardant.
5. Portable generators or compressors used on the float must be securely mounted on a vehicle or other substantial base.
6. A minimum of 12 inches must separate any part of the generator/compressor from combustible material.
7. The use of public address systems for broadcasting commercial messages is prohibited.
8. Windshields of vehicles must not be totally masked to obscure the vision of the driver. If the windshield is severely masked, an observer must be used. Either the driver or the observer must be able to see the road center at all times and the driver/observer communication system must be separate, complete and adequate.
9. All floats will be subject to inspection by parade officials who may, at their discretion, enlist assistance from other agencies.
10. All vehicles are subject to applicable state motor vehicle insurance laws.
11. All drivers must possess a valid motor vehicle operator's license and be adequately trained to drive assigned float.
12. A minimum of one 2A/10BC type fire extinguisher must be provided on each float or unit.
13. Yuma Visitors Bureau personnel reserve the right to determine the float number for safety reasons.

VIOLATION OF ANY OF THE ABOVE PARADE RULES WILL RESULT IN AUTOMATIC DISQUALIFICATION

CHECKING IN ON PARADE DAY


1. The person listed on the application will be notified by phone 2 to 3 days prior to the parade. You will be informed of your number and approximate position in the parade and what time to arrive for check in. There may be circumstances that will result in a position and/or number change on the day of the parade. Please do not assume your number will remain the same, you need to check in at the official check in table. During the check in process you will receive your official position number and instructions for pre-staging your group or float. **Please have only one representative of your group/entry check in at the table.**
2. **Important!** The name/organization listed on your application will be the official name of the entry used in the parade line up. If your entry has more than one person(s)/organization(s) participating, please ensure every person from each organization is aware of the official name used on the application. If a person is checking in that is not aware of the official name of the entry it will be very difficult to identify and locate the intended group or float.



YUMA VISITORS BUREAU


PRESENTS THE 14TH ANNUAL DOROTHY YOUNG MEMORIAL ELECTRIC LIGHT PARADE

2016 PARADE THEME: "A Wild West Christmas"



Saturday, December 10, 2016 @ 6:00pm

*As kids of all ages know, there is only one REAL Santa -
And he will be arriving on his own "sleigh" as the final float of our parade
So as not to confuse any young believers in the crowd -
Please do not include a Santa or any of his "helpers" among your marchers or on your float.*



AWARDS AND CRITERIA

Floats interested in being judged in 14th Annual Dorothy Young Memorial Electric Light Parade will be judged using the following criteria:

- ORIGINALITY - Creativity
- QUALITY - Workmanship of entry
- THEME - Recognition of display of parade theme
- DECORATION - Quality and uniqueness of decoration
- OVERALL - General appearance, eye appeal and music

Awards will be given for the following categories:

- Mary Jane Allen Award for Best Depiction of Parade Theme (\$400)
- Float (\$200)
- Vehicle (\$200)
- Animal (\$200)
- Walking / Performing (\$200)

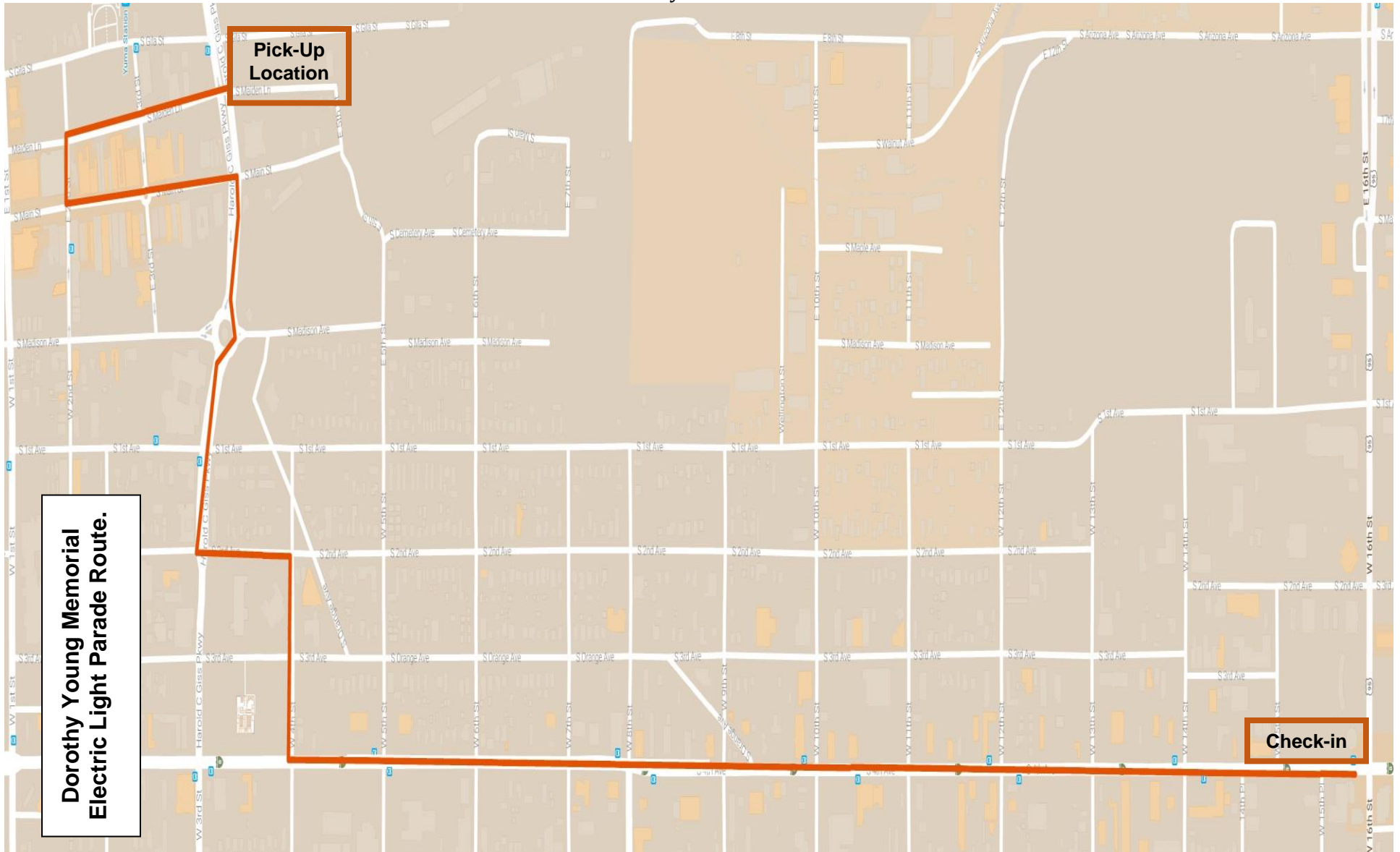
Dorothy Young Memorial Trophy for Best Performance by a Marching Band

The Dorothy Young Memorial Trophy is a "traveling" award that will be kept by the winner for the year, then awarded to the next year's winner.

Please keep this page for your reference

2016 Electric Light Parade Route

Parade route starts in the vicinity of 9th Street and 4th Avenue and continues north on 4th Avenue towards Giss Parkway. Enters Main Street from Giss Parkway and ends* at Main Street and 2nd Avenue.



*All parade entries will be required to turn east off of Main Street and proceed to the designated pick-up location: parking lot area south of Giss on Maiden Lane.